



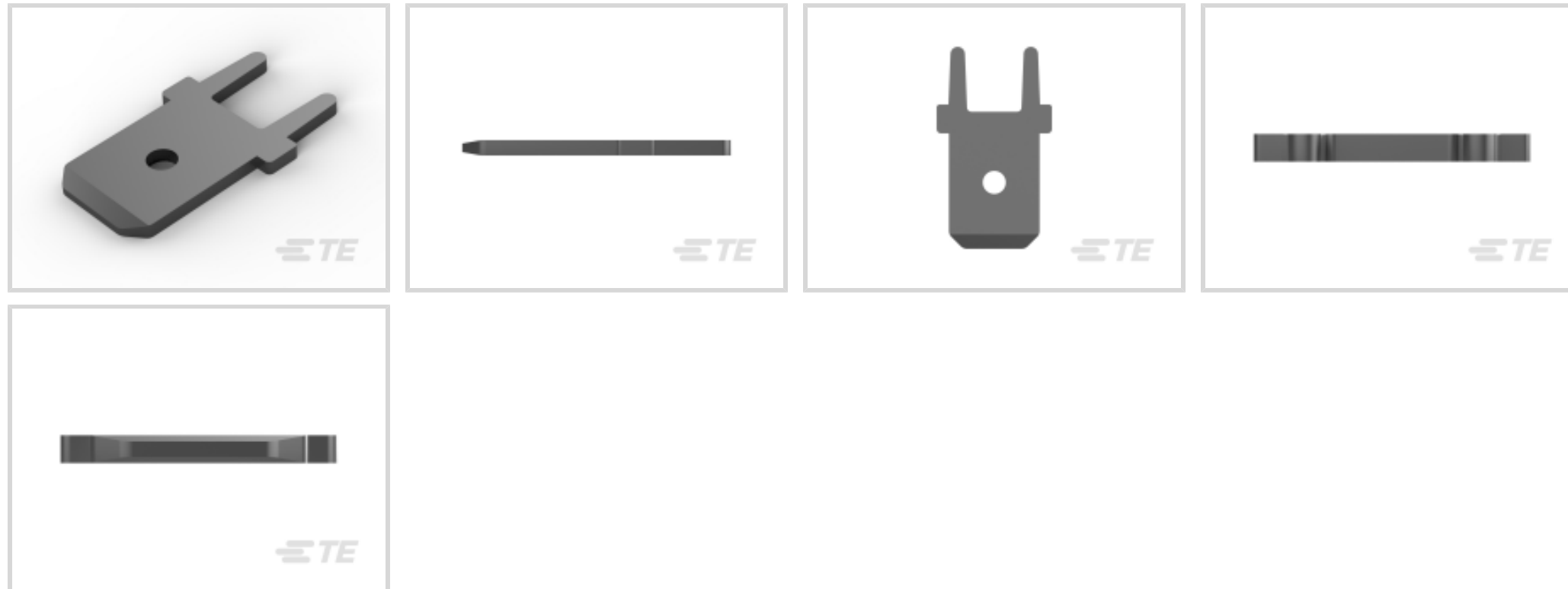
FASTON | FASTON 250

TE Internal #: 726386-2

PCB Terminals, Tab, Mating Tab Width .25 in [6.35 mm], PCB Hole Diameter 1.4 mm [.06 in], Through Hole - Solder, Tin Plating, Box, FASTON 250

[View on TE.com >](#)

Terminals & Splices > PCB Terminals



PCB Terminal Type: **Tab**

PCB Thickness (Recommended): 2.36 – 3.18 mm [.093 – .125 in]

Mating Tab Width: 6.35 mm [.25 in]

Mating Tab Thickness: .81 mm [.032 in]

PCB Hole Diameter: 1.4 mm [.06 in]

Features

Contact Features

PCB Contact Termination Area Plating Material Thickness	4.5 µm[177.16 µin]
Contact Underplating Material Thickness	2 µm[78.74 µin]
Contact Mating Area Plating Material Thickness	4.5 µm[177.16 µin]
PCB Terminal Type	Tab
Mating Tab Width	6.35 mm[.25 in]
Mating Tab Thickness	.81 mm[.032 in]
Terminal Plating Material	Tin
Terminal Size	6.35
Terminal Orientation	Straight

Termination Features

Termination Method to Printed Circuit Board	Through Hole - Solder
Product Terminates To	Printed Circuit Board

Dimensions

Extension Below Board	4 mm[.157 in]
-----------------------	---------------



PCB Thickness (Recommended)	2.36 – 3.18 mm [.093 – .125 in]
PCB Hole Diameter	1.4 mm [.06 in]
Profile Height from PCB	10 mm [.394 in]

Usage Conditions

Insulation Option	Uninsulated
Operating Temperature Range	-30 – 110 °C [-22 – 230 °F]

Packaging Features

Packaging Quantity	5000
Packaging Method	Box

Product Compliance

[For compliance documentation, visit the product page on TE.com>](#)

EU RoHS Directive 2011/65/EU	Compliant
EU ELV Directive 2000/53/EC	Compliant
China RoHS 2 Directive MIIT Order No 32, 2016	No Restricted Materials Above Threshold
EU REACH Regulation (EC) No. 1907/2006	Current ECHA Candidate List: JUNE 2024 (241) Candidate List Declared Against: JUNE 2024 (241) Does not contain REACH SVHC
Halogen Content	Low Halogen - Br, Cl, F, I < 900 ppm per homogenous material. Also BFR/CFR/PVC Free
Solder Process Capability	Wave solder capable to 265°C

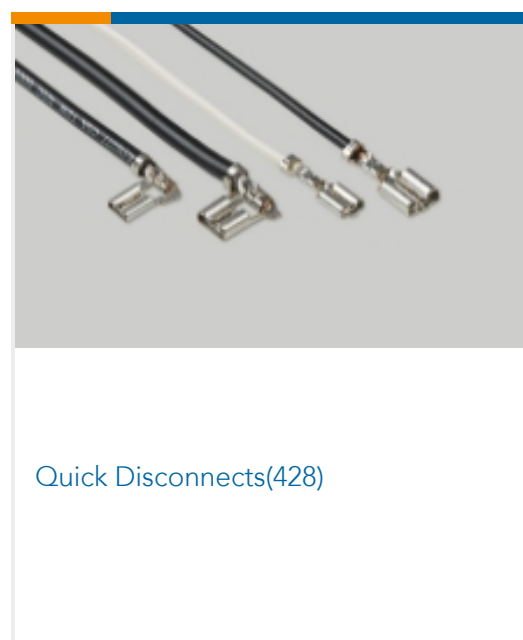

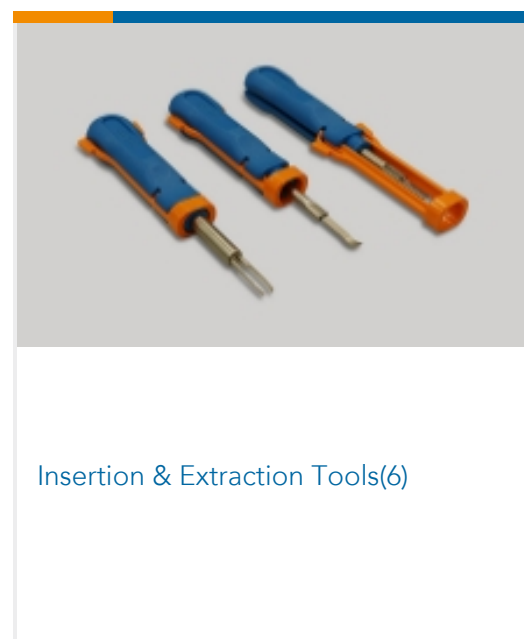
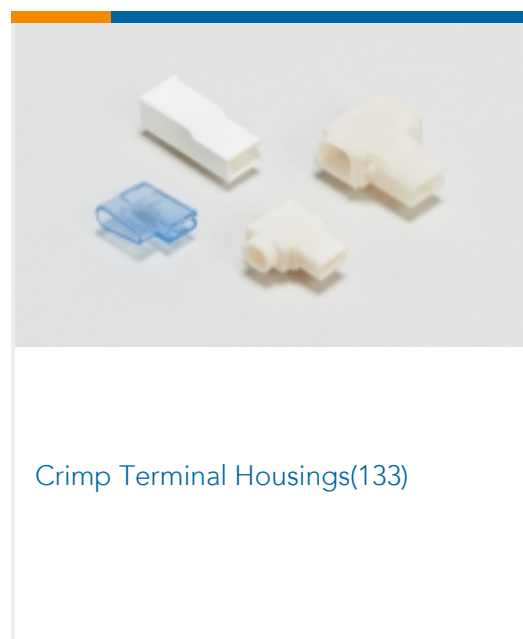

Product Compliance Disclaimer

This information is provided based on reasonable inquiry of our suppliers and represents our current actual knowledge based on the information they provided. This information is subject to change. The part numbers that TE has identified as EU RoHS compliant have a maximum concentration of 0.1% by weight in homogenous materials for lead, hexavalent chromium, mercury, PBB, PBDE, DBP, BBP, DEHP, DIBP, and 0.01% for cadmium, or qualify for an exemption to these limits as defined in the Annexes of Directive 2011/65/EU (RoHS2). Finished electrical and electronic equipment products will be CE marked as required by Directive 2011/65/EU. Components may not be CE marked. Additionally, the part numbers that TE has identified as EU ELV compliant have a maximum concentration of 0.1% by weight in homogenous materials for lead, hexavalent chromium, and mercury, and 0.01% for cadmium, or qualify for an exemption to these limits as defined in the Annexes of Directive 2000/53/EC (ELV). Regarding the REACH Regulation, the information TE provides on SVHC in articles for this part number is based on the latest European Chemicals Agency (ECHA) 'Guidance on requirements for substances in articles' posted at this URL: <https://echa.europa.eu/guidance-documents/guidance-on-reach>

Compatible Parts



Also in the Series | **FASTON 250**



Customers Also Bought



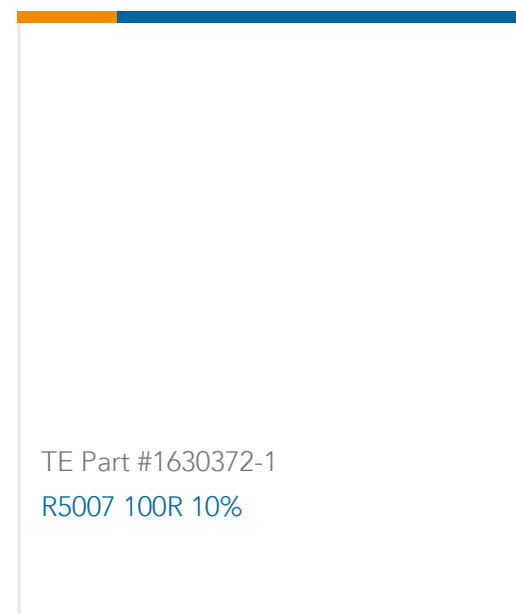
TE Part #2-1623732-0
BCHE 7 W 1R8 10%



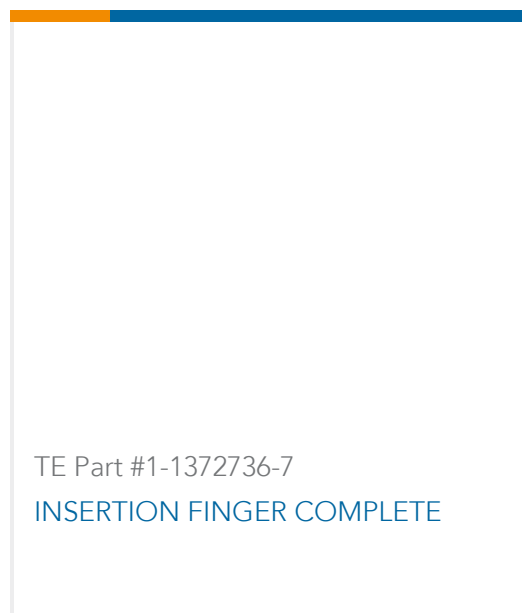
TE Part #1-2176079-2
EP 3W 680R 5%



TE Part #2304168-6
4P MATE-AX, HDR ASSY, 90 DEG, COD
F



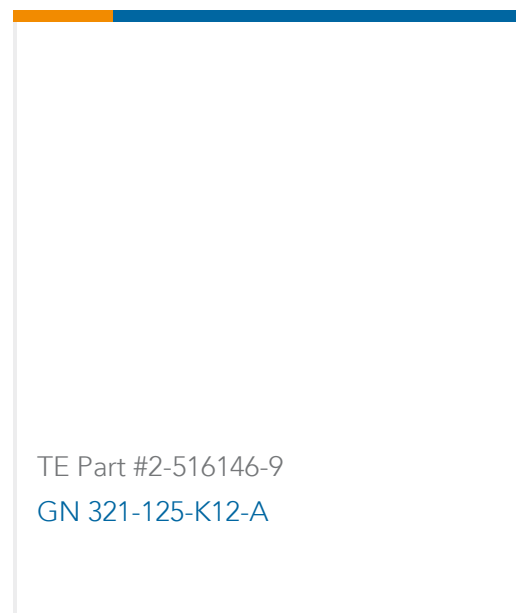
TE Part #1630372-1
R5007 100R 10%



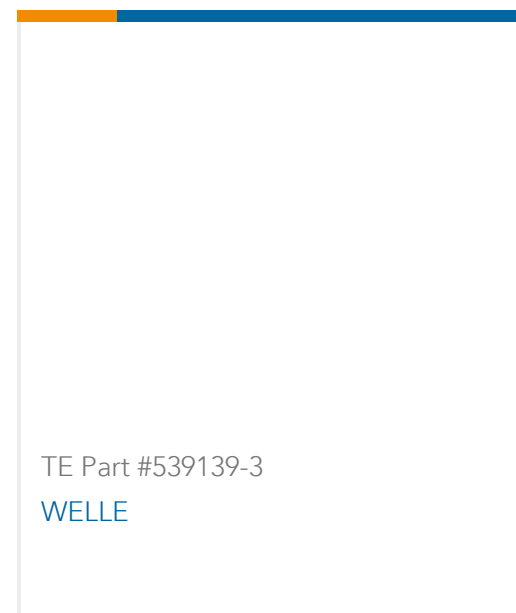
TE Part #1-1372736-7
INSERTION FINGER COMPLETE



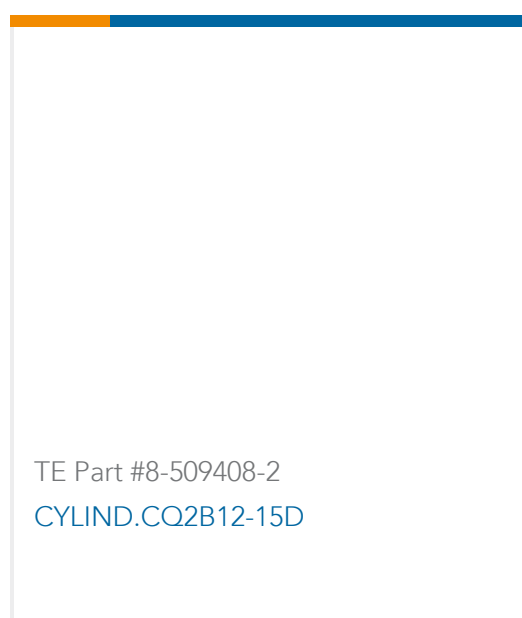
TE Part #1372214-8
THREADED SPINDLE



TE Part #2-516146-9
GN 321-125-K12-A



TE Part #539139-3
WELLE



TE Part #8-509408-2
CYLIND.CO2B12-15D

Documents

Product Drawings

[250 FASTON TAB TPBR](#)

English

CAD Files

Customer View Model

[ENG_CVM_CVM_726386-2_G.2d_dxf.zip](#)

English

[3D PDF](#)

3D

Customer View Model

[ENG_CVM_CVM_726386-2_G.3d_igs.zip](#)

English

Customer View Model

[ENG_CVM_CVM_726386-2_G.3d_stp.zip](#)

English

By downloading the CAD file I accept and agree to the [Terms and Conditions](#) of use.