

Fittings—Adjustable Spring Loaded

Quick Release, Dual Threads
Quick Release, Single Thread
Fluid Sealed



Fittings—Adjustable Spring Loaded use spring loading pressure to hold probe sensors in place against the bearing surface for temperature monitoring. These fittings feature quick release knobs for easy adjustments and fast installation in a variety of motors and generators. In addition, they can also be used in other applications that require fluid or pressure sealing.

FEATURES


- Fluid Sealed
- Spring Loaded

APPLICATIONS


- Motors
- Generators
- Process
- HVAC

dimensions


Quick Release, Dual Threads, Standard



Quick Release, Single Thread



Quick Release, Dual Threads (For Use With Transmitters)



'D' = Inside Diameter

Fittings—Adjustable Spring Loaded

performance specifications

Fitting Construction:

Stainless Steel for corrosion resistance


Fluid Sealing:

Standard with Viton O-rings for fluid or pressure sealing

Pressure Rating:

Fluid seals have a maximum pressure rating of 50 psi


Installation Instructions



Step 1:
Pull release knob and rotate half turn clockwise to lock open



Step 2:
Slide sensor into fitting to desired immersion length



Step 3:
Pull release knob, rotate half turn counter-clockwise and release

ordering info

Fitting—Adjustable Spring Loaded

Model	Style	
695A	Quick Release, Dual Threads, Standard (For Use with Connection Heads)	
695F	Quick Release, Single Thread, 1/8" NPT Only	
695G	Quick Release, Dual Threads (For Use with Transmitters)	
Model	Process Thread	Control Thread
1	1/2" NPT (Standard)	1/2" NPT
2	1/2" NPT	3/4" NPT
3	1/8" NPT	----
Model	'D' Inside Diameter	
B	0.188"	
C	0.215"	
D	0.250"	

Stocked Part Numbers*

Part Number	Model Number
R-8575-1	695A 1 B
R-8575-2	695A 1 C
R-8575-3	695A 1 D
R-8575-7	695A 2 B
R-11614-1	695F 3 B
R-11614-2	695F 3 C
R-11614-3	695F 3 D

* Please consult factory for availability.

The information in this sheet has been carefully reviewed and is believed to be accurate; however, no responsibility is assumed for inaccuracies. Furthermore, this information does not convey to the purchaser of such devices any license under the patent rights to the manufacturer. Measurement Specialties, Inc. reserves the right to make changes without further notice to any product herein. Measurement Specialties, Inc. makes no warranty, representation or guarantee regarding the suitability of its product for any particular purpose, nor does Measurement Specialties, Inc. assume any liability arising out of the application or use of any product or circuit and specifically disclaims any and all liability, including without limitation consequential or incidental damages. Typical parameters can and do vary in different applications. All operating parameters must be validated for each customer application by customer's technical experts. Measurement Specialties, Inc. does not convey any license under its patent rights nor the rights of others.